

# Marion County Ag Extension Newsletter

## March 2023

### In This Newsletter:

Upcoming Events


Market Reports

Kids Section

National Weather Service

### A Word From Your County Agent:

March is a great time for soil sampling. Here are some things to remember: Soil samples are \$7 each at our office. Keep in mind soil needs to be dry and you should bring samples that are representative of the area you are testing. When collecting a sample, be sure to dig 6-8 inches in the ground. We have soil probes available to check out from our office as well. Lastly, please properly label all samples.



Agriculture and Natural Resources Agent  
Marion County Extension Office  
416 Fairgrounds Road  
Lebanon, KY 40033  
email: [chelsea.sapp@uky.edu](mailto:chelsea.sapp@uky.edu)  
phone: 270-692-2421



University of Kentucky  
College of Agriculture,  
Food and Environment  
Cooperative Extension Service

Cooperative Extension Service  
Agriculture and Natural Resources  
Family and Consumer Sciences  
4-H Youth Development  
Community and Economic Development

Educational programs of Kentucky Cooperative Extension serve all people regardless of economic or social status and will not discriminate on the basis of race, color, ethnic origin, national origin, creed, religion, political belief, sex, sexual orientation, gender identity, gender expression, pregnancy, marital status, genetic information, age, veteran status, or physical or mental disability. University of Kentucky, Kentucky State University, U.S. Department of Agriculture, and Kentucky Counties, Cooperating.

LEXINGTON, KY 40546



Disabilities  
accommodated  
with prior notification.

# Upcoming Events

**March 14th**

**Sheep and Goat Meeting**

**7:00pm**

**Marion County Extension Office**

**March 16th**

**Cattlemen Meeting**

**6:30pm**

**Guest Speaker: Dr. Kenny Burdine**

**Call 270-692-2421 to RSVP**

**March 28th**

**Beekeeping for Beginners**

**6:00pm**

**Guest Speaker: Michael Pellittiere**

**Marion County Extension Office**

**April 25th**

**Fruit Trees**

**6:00pm**

**Guest Speaker: Dr. Shawn Wright**

**Marion County Extension Office**

**April 29th**

**Kentucky Goat Producers  
Association Field Day**

**Boyle County Extension Office**

**May 17th**

**Raised Bed Gardening**

**6:00pm**

**Guest Speaker: Dr. Rick Durham**

**Marion County Extension Office**

**June 6th**

**Beginners Canning**

**10:00am AND**

**5:00pm**

**Marion County Extension Office**



**Like us on Facebook:**

**Marion County Cooperative  
Extension Office**





Email us with accessibility issues with this report.

Livestock Weighted Average Report for 2/20/2023 - Final

**AUCTION**

|                            | This Week  | Last Reported<br>2/13/2023 | Last Year  |
|----------------------------|------------|----------------------------|------------|
| <b>Total Receipts:</b>     | 255        | 337                        | 286        |
| <b>Feeder Cattle:</b>      | 187(73.3%) | 251(74.5%)                 | 229(80.1%) |
| <b>Slaughter Cattle:</b>   | 64(25.1%)  | 71(21.1%)                  | 56(19.6%)  |
| <b>Replacement Cattle:</b> | 4(1.6%)    | 15(4.5%)                   | 1(0.3%)    |

Compared to last Monday: Feeder steers and heifers fully steady on a lite test of a average quality offering. Good demand for feeder classes. Slaughter cows 2.00-3.00 higher, Slaughter bulls 3.00-5.00 higher, Good demand for slaughter classes. Supply included: 73% Feeder Cattle (20% Steers, 2% Dairy Steers, 54% Heifers, 24% Bulls); 25% Slaughter Cattle (83% Cows, 18% Bulls); 2% Replacement Cattle (100% Stock Cows). Feeder cattle supply over 600 lbs was 10%.

**FEEDER CATTLE**

**STEERS - Medium and Large 1-2 (Per Cwt / Actual Wt)**

| Head | Wt Range | Avg Wt | Price Range   | Avg Price |             |
|------|----------|--------|---------------|-----------|-------------|
| 2    | 220-230  | 225    | 192.50-197.50 | 194.94    |             |
| 1    | 265      | 265    | 210.00        | 210.00    | Fancy       |
| 2    | 395      | 395    | 220.00-222.50 | 221.25    | Fancy       |
| 6    | 410-445  | 435    | 200.00-225.00 | 218.58    | Fancy       |
| 2    | 485-490  | 488    | 175.00-191.00 | 182.96    |             |
| 1    | 545      | 545    | 160.00        | 160.00    |             |
| 1    | 525      | 525    | 193.00        | 193.00    | Value Added |
| 4    | 557-585  | 565    | 159.00-181.00 | 164.71    |             |
| 1    | 645      | 645    | 161.00        | 161.00    |             |

**STEERS - Medium and Large 2-3 (Per Cwt / Actual Wt)**

| Head | Wt Range | Avg Wt | Price Range | Avg Price |
|------|----------|--------|-------------|-----------|
| 1    | 235      | 235    | 165.00      | 165.00    |
| 1    | 335      | 335    | 140.00      | 140.00    |
| 1    | 520      | 520    | 121.00      | 121.00    |
| 1    | 595      | 595    | 157.00      | 157.00    |
| 1    | 605      | 605    | 135.00      | 135.00    |

**STEERS - Small 1-2 (Per Cwt / Actual Wt)**

| Head | Wt Range | Avg Wt | Price Range | Avg Price |
|------|----------|--------|-------------|-----------|
| 1    | 375      | 375    | 137.50      | 137.50    |

**DAIRY STEERS - Large 3 (Per Cwt / Actual Wt)**



Email us with accessibility issues with this report.

| <u>Head</u> | <u>Wt Range</u> | <u>Avg Wt</u> | <u>Price Range</u> | <u>Avg Price</u> |
|-------------|-----------------|---------------|--------------------|------------------|
| 3           | 425             | 425           | 131.00             | 131.00           |

**HEIFERS - Medium and Large 1-2 (Per Cwt / Actual Wt)**


| <u>Head</u> | <u>Wt Range</u> | <u>Avg Wt</u> | <u>Price Range</u> | <u>Avg Price</u> |             |
|-------------|-----------------|---------------|--------------------|------------------|-------------|
| 1           | 235             | 235           | 157.50             | 157.50           |             |
| 1           | 260             | 260           | 165.00             | 165.00           |             |
| 2           | 340-345         | 343           | 160.00-169.00      | 164.47           |             |
| 3           | 300-340         | 327           | 180.00-195.00      | 188.67           | Fancy       |
| 1           | 375             | 375           | 150.00             | 150.00           |             |
| 7           | 371-395         | 380           | 182.50-202.50      | 196.76           | Fancy       |
| 2           | 420-435         | 428           | 161.00-173.00      | 167.11           |             |
| 14          | 402-412         | 404           | 185.00-203.00      | 199.23           | Fancy       |
| 8           | 450-495         | 477           | 150.00-171.00      | 163.01           |             |
| 8           | 507-540         | 519           | 168.00-171.00      | 169.99           |             |
| 3           | 505             | 505           | 175.00             | 175.00           | Value Added |
| 1           | 615             | 615           | 149.00             | 149.00           |             |
| 1           | 720             | 720           | 125.00             | 125.00           |             |
| 1           | 750             | 750           | 129.00             | 129.00           |             |

**HEIFERS - Medium and Large 2-3 (Per Cwt / Actual Wt)**

| <u>Head</u> | <u>Wt Range</u> | <u>Avg Wt</u> | <u>Price Range</u> | <u>Avg Price</u> |
|-------------|-----------------|---------------|--------------------|------------------|
| 2           | 250-265         | 258           | 132.50-140.00      | 136.14           |
| 1           | 395             | 395           | 124.00             | 124.00           |
| 4           | 400-445         | 421           | 112.50-131.00      | 121.04           |
| 2           | 475-495         | 485           | 115.00-130.00      | 122.65           |
| 1           | 540             | 540           | 147.00             | 147.00           |
| 3           | 560-580         | 568           | 110.00-131.00      | 123.71           |
| 1           | 600             | 600           | 120.00             | 120.00           |
| 1           | 680             | 680           | 100.00             | 100.00           |
| 1           | 735             | 735           | 99.00              | 99.00            |
| 2           | 780             | 780           | 103.00             | 103.00           |

**BULLS - Medium and Large 1-2 (Per Cwt / Actual Wt)**

| <u>Head</u> | <u>Wt Range</u> | <u>Avg Wt</u> | <u>Price Range</u> | <u>Avg Price</u> |       |
|-------------|-----------------|---------------|--------------------|------------------|-------|
| 2           | 232             | 232           | 190.00             | 190.00           |       |
| 1           | 265             | 265           | 195.00             | 195.00           |       |
| 1           | 265             | 265           | 202.50             | 202.50           | Fancy |
| 1           | 385             | 385           | 190.00             | 190.00           |       |
| 3           | 367-370         | 368           | 205.00-237.50      | 226.61           | Fancy |
| 4           | 405-430         | 418           | 210.00-224.00      | 218.85           | Fancy |
| 2           | 475-480         | 478           | 190.00-197.00      | 193.52           |       |



Email us with accessibility issues with this report.

|   |         |     |               |        |       |
|---|---------|-----|---------------|--------|-------|
| 3 | 450-485 | 462 | 204.00-209.00 | 207.25 | Fancy |
| 7 | 518-540 | 524 | 199.00-206.00 | 202.43 | Fancy |
| 1 | 565     | 565 | 169.00        | 169.00 |       |
| 1 | 635     | 635 | 150.00        | 150.00 |       |
| 1 | 865     | 865 | 122.00        | 122.00 |       |

**BULLS - Medium and Large 2-3 (Per Cwt / Actual Wt)**

| Head | Wt Range | Avg Wt | Price Range | Avg Price |
|------|----------|--------|-------------|-----------|
| 1    | 485      | 485    | 159.00      | 159.00    |
| 1    | 535      | 535    | 119.00      | 119.00    |
| 1    | 690      | 690    | 115.00      | 115.00    |
| 1    | 865      | 865    | 90.00       | 90.00     |

**SLAUGHTER CATTLE**

**COWS - Breaker 75-80% (Per Cwt / Actual Wt)**

| Head | Wt Range  | Avg Wt | Price Range | Avg Price | Dressing |
|------|-----------|--------|-------------|-----------|----------|
| 1    | 1560      | 1560   | 71.00       | 71.00     | Average  |
| 2    | 1530-1730 | 1630   | 85.00-95.00 | 89.69     | High     |

**COWS - Boner 80-85% (Per Cwt / Actual Wt)**

| Head | Wt Range  | Avg Wt | Price Range  | Avg Price | Dressing |
|------|-----------|--------|--------------|-----------|----------|
| 3    | 1150-1300 | 1222   | 70.00-79.00  | 74.81     | Average  |
| 17   | 1160-1565 | 1356   | 81.00-103.00 | 92.15     | High     |
| 1    | 1260      | 1260   | 68.00        | 68.00     | Low      |

**COWS - Lean 85-90% (Per Cwt / Actual Wt)**

| Head | Wt Range | Avg Wt | Price Range | Avg Price | Dressing |
|------|----------|--------|-------------|-----------|----------|
| 4    | 950-1070 | 1021   | 69.00-75.00 | 72.31     | Average  |
| 3    | 970-1110 | 1057   | 81.00-96.00 | 86.86     | High     |
| 2    | 930-1015 | 973    | 67.00-68.00 | 67.52     | Low      |

**BULLS - 1-2 (Per Cwt / Actual Wt)**

| Head | Wt Range  | Avg Wt | Price Range   | Avg Price | Dressing |
|------|-----------|--------|---------------|-----------|----------|
| 1    | 1605      | 1605   | 103.00        | 103.00    | Average  |
| 3    | 1485-1605 | 1528   | 114.00-124.00 | 118.15    | High     |
| 3    | 1045-1690 | 1444   | 92.00-95.00   | 93.59     | Low      |

**REPLACEMENT CATTLE**

**STOCK COWS - Medium and Large 1-2 (Per Cwt / Actual Wt)**

| Age | Stage | Head | Wt Range | Avg Wt | Price Range  | Avg Price |
|-----|-------|------|----------|--------|--------------|-----------|
| 2-4 | 0     | 4    | 940-1495 | 1123   | 89.00-107.00 | 98.48     |



Email us with accessibility issues with this report.

---

Please Note:

The above USDA LPGMN price report is reflective of the majority of classes and grades of livestock offered for sale. There may be instances where some sales do not fit within reporting guidelines and therefore will not be included in the report. Prices are reported on an FOB basis, unless otherwise noted.

Explanatory Notes:

Stage (Cattle) - Represents pregnancy stage (O = open; T1 = 1st Trimester, 1 to 3 months; T1-2 = 1st/2nd trimester, 1 to 6 months; T2 = 2nd Trimester, 4 to 6 months; T2-3 = 2nd/3rd Trimester, 4 to 9 months; T3 = 3rd Trimester, 7 to 9 months; T1-3 = all trimesters, 1 to 9 months)

Age - Numerical representation of age in years.



Email us with accessibility issues with this report.

Livestock Weighted Average Report for 2/18/2023 - Final

| SPECIAL GRADED SALE    |            |                             |            |
|------------------------|------------|-----------------------------|------------|
|                        | This Week  | Last Reported<br>12/17/2022 | Last Year  |
| Total Receipts:        | 337        | 575                         | 325        |
| Feeder Sheep/Lambs:    | 19(5.6%)   | 8(1.4%)                     | 3(0.9%)    |
| Slaughter Sheep/Lambs: | 261(77.4%) | 463(80.5%)                  | 247(76.0%) |
| Feeder Goats:          | 11(3.3%)   | 22(3.8%)                    | 28(8.6%)   |
| Slaughter Goats:       | 46(13.6%)  | 82(14.3%)                   | 47(14.5%)  |

Special Note: Lamb prices sold up 4.00 to 6.00 with demand being good on quality offerings. kid prices sold steady to even with good demand. 370 head received 366 graded.

Republished to display Last Reported receipts.

Supply included: 6% Feeder Sheep/Lambs (100% Hair Lambs); 77% Slaughter Sheep/Lambs (10% Woolled, 86% Hair Breeds, 1% Ewes, 1% Hair Ewes, 2% Hair Bucks); 3% Feeder Goats (100% Kids); 14% Slaughter Goats (67% Kids, 30% Nannies/Does, 2% Bucks/Billies).

### FEEDER SHEEP/LAMBS

#### HAIR LAMBS - Medium and Large 1-2 (Per Cwt / Actual Wt)

| Head | Wt Range | Avg Wt | Price Range   | Avg Price |
|------|----------|--------|---------------|-----------|
| 19   | 31-39    | 35     | 228.00-255.00 | 244.84    |

### SLAUGHTER SHEEP/LAMBS

#### WOOLED - Choice and Prime 1-2 (Per Cwt / Actual Wt)

| Head | Wt Range | Avg Wt | Price Range | Avg Price | Dressing |
|------|----------|--------|-------------|-----------|----------|
| 7    | 74       | 74     | 230.00      | 230.00    | Average  |
| 7    | 115      | 115    | 191.00      | 191.00    | Average  |

#### WOOLED - Choice 2 (Per Cwt / Actual Wt)

| Head | Wt Range | Avg Wt | Price Range | Avg Price | Dressing |
|------|----------|--------|-------------|-----------|----------|
| 11   | 98       | 98     | 180.00      | 180.00    | Average  |

#### WOOLED - Good and Choice 2-3 (Per Cwt / Actual Wt)

| Head | Wt Range | Avg Wt | Price Range | Avg Price | Dressing |
|------|----------|--------|-------------|-----------|----------|
| 2    | 58       | 58     | 210.00      | 210.00    | Average  |

#### HAIR BREEDS - Choice and Prime 1-2 (Per Cwt / Actual Wt)

| Head | Wt Range | Avg Wt | Price Range | Avg Price | Dressing |
|------|----------|--------|-------------|-----------|----------|
| 30   | 55       | 55     | 300.00      | 300.00    | Average  |



Email us with accessibility issues with this report.

|    |     |     |        |        |         |
|----|-----|-----|--------|--------|---------|
| 39 | 73  | 73  | 260.00 | 260.00 | Average |
| 31 | 93  | 93  | 200.00 | 200.00 | Average |
| 12 | 105 | 105 | 181.00 | 181.00 | Average |

**HAIR BREEDS - Choice 2 (Per Cwt / Actual Wt)**

| Head | Wt Range | Avg Wt | Price Range   | Avg Price | Dressing |
|------|----------|--------|---------------|-----------|----------|
| 18   | 58       | 58     | 284.00        | 284.00    | Average  |
| 51   | 60-69    | 65     | 264.00-277.00 | 271.33    | Average  |
| 5    | 85       | 85     | 200.00        | 200.00    | Average  |

**HAIR BREEDS - Good and Choice 2-3 (Per Cwt / Actual Wt)**

| Head | Wt Range | Avg Wt | Price Range | Avg Price | Dressing |
|------|----------|--------|-------------|-----------|----------|
| 28   | 51       | 51     | 220.00      | 220.00    | Average  |
| 10   | 77       | 77     | 200.00      | 200.00    | Average  |

**EWES - Choice 2 (Per Cwt / Actual Wt)**

| Head | Wt Range | Avg Wt | Price Range | Avg Price | Dressing |
|------|----------|--------|-------------|-----------|----------|
| 3    | 142      | 142    | 120.00      | 120.00    | Average  |

**HAIR EWES - Choice 2 (Per Cwt / Actual Wt)**

| Head | Wt Range | Avg Wt | Price Range   | Avg Price | Dressing |
|------|----------|--------|---------------|-----------|----------|
| 2    | 120      | 120    | 146.00-157.00 | 151.50    | Average  |

**HAIR BUCKS - 2 (Per Cwt / Actual Wt)**

| Head | Wt Range | Avg Wt | Price Range | Avg Price | Dressing |
|------|----------|--------|-------------|-----------|----------|
| 1    | 110      | 110    | 150.00      | 150.00    | Average  |
| 4    | 168      | 168    | 150.00      | 150.00    | Average  |

**FEEDER GOATS**

**KIDS - Selection 2 (Per Cwt / Actual Wt)**

| Head | Wt Range | Avg Wt | Price Range | Avg Price | Dressing |
|------|----------|--------|-------------|-----------|----------|
| 8    | 33       | 33     | 271.00      | 271.00    |          |
| 3    | 40       | 40     | 261.00      | 261.00    | Pygmies  |

**SLAUGHTER GOATS**


**KIDS - Selection 1-2 (Per Cwt / Actual Wt)**

| Head | Wt Range | Avg Wt | Price Range | Avg Price | Dressing |
|------|----------|--------|-------------|-----------|----------|
| 11   | 60       | 60     | 329.00      | 329.00    | Average  |

**KIDS - Selection 2 (Per Cwt / Actual Wt)**

| Head | Wt Range | Avg Wt | Price Range | Avg Price | Dressing |
|------|----------|--------|-------------|-----------|----------|
| 6    | 51       | 51     | 340.00      | 340.00    | Average  |





Washington Co. Graded Sheep/Goat Sale (Monthly 3rd Sat) - Springfield, KY

AMS Livestock, Poultry, & Grain Market News

Kentucky Dept of Ag Mrkt News

\*\* Correction released on Thu Feb 23, 2023 \*\*

Sat Feb 18, 2023

Email us with accessibility issues with this report.

---

|   |    |    |        |        |                 |
|---|----|----|--------|--------|-----------------|
| 2 | 60 | 60 | 161.00 | 161.00 | Average         |
| 1 | 65 | 65 | 290.00 | 290.00 | Average Pygmies |

KIDS - Selection 2-3 (Per Cwt / Actual Wt)

| Head | Wt Range | Avg Wt | Price Range   | Avg Price | Dressing |
|------|----------|--------|---------------|-----------|----------|
| 10   | 44-45    | 44     | 283.00-286.00 | 283.31    | Average  |
| 1    | 65       | 65     | 274.00        | 274.00    | Average  |

NANNIES/DOES - Selection 2 (Per Cwt / Actual Wt)

| Head | Wt Range | Avg Wt | Price Range   | Avg Price | Dressing        |
|------|----------|--------|---------------|-----------|-----------------|
| 2    | 60       | 60     | 272.00        | 272.00    | Average         |
| 4    | 68       | 68     | 225.00        | 225.00    | Average Pygmies |
| 8    | 91-96    | 94     | 150.00-180.00 | 165.40    | Average         |

BUCKS/BILLIES - Selection 2 (Per Cwt / Actual Wt)

| Head | Wt Range | Avg Wt | Price Range | Avg Price | Dressing |
|------|----------|--------|-------------|-----------|----------|
| 1    | 120      | 120    | 200.00      | 200.00    | Average  |

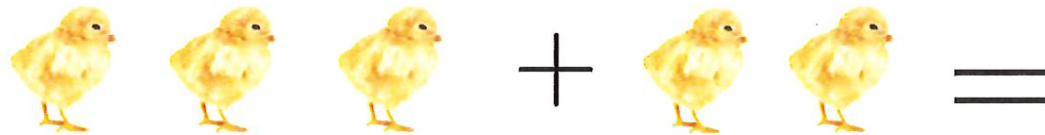
---

Please Note:

The above USDA LPGMN price report is reflective of the majority of classes and grades of livestock offered for sale. There may be instances where some sales do not fit within reporting guidelines and therefore will not be included in the report. Prices are reported on an FOB basis, unless otherwise noted.

# Chicken Addition

**Directions:** Add up the number of chickens.



## DID YOU KNOW?

About 300 million broilers (meat-type chickens) were raised on Kentucky farms according to the 2017 Ag Census Data.



## Getting Ready for Spring

By Derrick Snyder - National Weather Service Paducah, KY



March is when the traditional springtime thunderstorm season begins to ramp up in the Commonwealth. As we all know, some of these storms can be real doozies, and it's important we're prepared to weather them. Here's a few tips to help keep you and your loved ones safe:

1. **Stay informed:** Make sure you've got a weather radio or follow a trusted news station to stay on top of what's brewing. Your local National Weather Service offices offer free storm spotter training classes during this time of year, and these courses are excellent ways to learn about how severe thunderstorms form and how to stay safe around them. Call your local office to find out more information about a spotter training near you.
2. **Have a plan:** Make sure you and your family have a designated place to take shelter and a plan for how to stay in touch with one another during a storm. Write it down and keep it handy, just in case. Don't forget to practice your plan too!
3. **Stock up:** Keep a well-stocked pantry with enough non-perishable food and water to last a few days, in case of power outages or other emergencies. Other items to keep on hand in case of an emergency include extra clothes, medications, cash, and a first aid kit. See the list below for additional supplies.
4. **Secure your property:** Make sure any loose items around your property are secured to prevent them from becoming dangerous projectiles during high winds. Consider moving livestock to a safe place and securing any loose roof shingles to prevent damage to your home, farm buildings, or workshops.

Don't forget, there's plenty of resources out there to help you get prepared for severe weather. The National Weather Service, Federal Emergency Management Agency (FEMA), and your local emergency management office can all provide you with valuable information on what to do before, during, and after a thunderstorm. Learn more about making an emergency plan at [www.ready.gov/plan](http://www.ready.gov/plan).

So, don't wait until it's too late! Take a little time now to get ready for springtime thunderstorms in the Bluegrass State, and you'll be ready to weather whatever comes your way.

