

Marion County Ag Extension Newsletter

April 2023

In This Newsletter:

Upcoming Events

Monthly Tips

Market Reports

Kids Section

National Weather Service

A Word From Your County Agent:

Springtime is a perfect time to start your garden! Be sure to check out the Vegetable Gardener's calendar for Central KY in this newsletter.

Please call our office with any questions you may have. We are always here to help! Happy Spring!

Chelsea Sapp

Agriculture and Natural Resources Agent
Marion County Extension Office
416 Fairgrounds Road
Lebanon, KY 40033
email: chelsea.sapp@uky.edu
phone: 270-692-2421



University of Kentucky
College of Agriculture,
Food and Environment
Cooperative Extension Service

Cooperative Extension Service
Agriculture and Natural Resources
Family and Consumer Sciences
4-H Youth Development
Community and Economic Development

Educational programs of Kentucky Cooperative Extension serve all people regardless of economic or social status and will not discriminate on the basis of race, color, ethnic origin, national origin, creed, religion, political belief, sex, sexual orientation, gender identity, gender expression, pregnancy, marital status, genetic information, age, veteran status, or physical or mental disability. University of Kentucky, Kentucky State University, U.S. Department of Agriculture, and Kentucky Counties, Cooperating.

LEXINGTON, KY 40546



Disabilities
accommodated
with prior notification

Upcoming Events

April 11th

Sheep and Goat Meeting
7:00pm

Floral Hall
593 Fairgrounds Road
Lebanon, KY 40033

April 20th

Cattlemen Meeting
7:00pm

Marion County Extension Office

April 25th

Fruit Trees Class
6:00pm

Marion County Extension Office

April 29th

Kentucky Goat Producers Field Day

Boyle County Extension Office

May 9th

UK Wheat Field Day

UK Research Farm
Princeton, KY

May 17th

Raised Bed Gardening Class
6:00pm

Marion County Extension Office



Save the Date!

KENTUCKY GOAT PRODUCERS ASSOCIATION
6
FORT HARROD GOAT ASSOCIATION

Field Day
April 29, 2023

*Featuring a Conformation Clinic,
Hoof Trimming Clinic, and
Performance Record Workshop*

Boyle County Extension Office
99 Corporate Dr • Danville, KY 40422

Cooperative Extension Service
Agriculture and Natural Resources
Family and Consumer Sciences
4-H Youth Development
Community and Economic Development

Educational programs of Kentucky Cooperative Extension serve all people regardless of economic or social status and will not discriminate on the basis of race, color, ethnic origin, national origin, creed, religion, political belief, sex, sexual orientation, gender identity, gender expression, pregnancy, marital status, genetic information, age, veteran status, or physical or mental disability. University of Kentucky, Kentucky State University, U.S. Department of Agriculture, and Kentucky Counties, Cooperating.

LEXINGTON, KY 40546




Disabilities
accommodated
with prior notification.

Monthly Tips

Considerations for all Cattle

- Complete seeding of alfalfa.
- Determine need for supplemental forages such as millet or Sudan-grass.
- Prepare for start of hay harvest.
- Prepare fencing, and water for grazing season and begin grazing early pastures.
- Plant corn for silage and warm-season grasses after risk of frost.



2023 Beef IRM Calendars are in! Please come by the office to pick one up.

Monthly Tips are from "April" Beef IRM.



Weekly Kentucky Cattle and Grain Summary

USDA Livestock, Poultry and Grain Market News

Frankfort, KY

Monday, March 27, 2023

For Week Ending:

Saturday, March 25, 2023

Receipts: 20,887

Last Week: 19,863

Last Year: 22,051

Feeder steers and heifers sold mostly steady to 5.00 higher with exceptions to 10.00 higher. There was moderate to good demand for all feeder cattle, with plain to good offerings and good buyer activity this week. Buyers showed best interest in long-weaned value added steers and heifers.

Slaughter cows and bulls sold mixed, starting the week mostly steady to 3.00 higher but ending mostly steady to 3.00 lower with moderate to good demand.

[View Full Summary](#)

STATE AVERAGES

Steers (M&L 1-2)

	<u>This Week</u>	<u>Prior Week</u>	<u>Last Year</u>
350-400 lbs	241.40	239.25	190.47
400-450 lbs	229.64	236.56	189.15
450-500 lbs	228.03	228.03	184.49
500-550 lbs	222.12	218.27	177.45
550-600 lbs	212.41	214.87	171.47
600-650 lbs	197.69	198.73	161.69
650-700 lbs	198.74	193.37	153.02
700-750 lbs	182.97	181.58	143.73
750-800 lbs	178.58	176.29	140.53
800-850 lbs	173.72	169.94	140.01
850-900 lbs	176.91	171.20	132.38

Heifers (M&L 1-2)

300-350 lbs	215.64	210.67	167.05
350-400 lbs	214.39	208.17	165.84
400-450 lbs	208.95	207.00	163.43
450-500 lbs	200.86	202.37	157.41
500-550 lbs	192.46	192.61	150.82
550-600 lbs	187.00	185.41	145.88
600-650 lbs	175.02	174.21	136.55
650-700 lbs	167.14	164.40	133.39
700-750 lbs	157.36	155.86	128.95
750-800 lbs	158.14	159.25	126.47

WEEKLY COW SUMMARY

	<u>Average</u>	<u>High</u>	<u>Low</u>
Slaughter Cows			
Breakers	80.00-102.00	91.00-130.00	70.00-89.50
Boners	65.00-102.50	88.00-126.00	58.00-93.50
Lean	51.00-89.50	75.50-104.00	45.00-78.00
Slaughter Bulls			
Yield Grade 1&2	94.00-132.00	117.00-148.00	78.00-121.50

March 23, 2023

Bowling Green, KY

SLAUGHTER GOATS: 331

Kids Selection 2 51-54 lbs 305.00-380.00; 68 lbs 355.00; 77 lbs 320.00; 81 lbs 255.00. Selection 2-3 52 lbs 310.0; 67 lbs 245.00; 77 lbs 320.00; 81 lbs 255.00.

SLAUGHTER SHEEP: 910

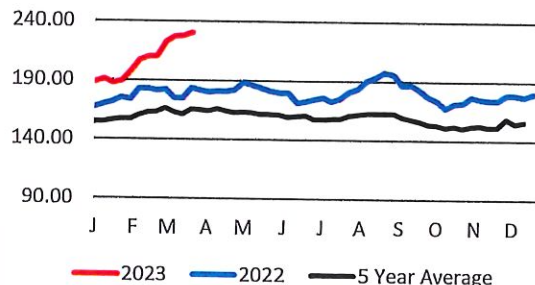
Woolled-Choice & Prime 1-2: 53 lbs 287.50; 71 lbs 275.00; 86 lbs 247.50. Choice 2 55 lbs 2777.50; 73 lbs 275.00; 88 lbs 135.00; 125 lbs 115.00. Hair Breeds-

Choice & Prime 1-2 51 lbs 270.00-275.00; 68 lbs 262.50; 85 lbs 255.00; 103 lbs 180.00. Choice 2 51 lbs 272.50; 63 lbs 240.00; 70 lbs 250.00; 90 .. [View Full Report](#)

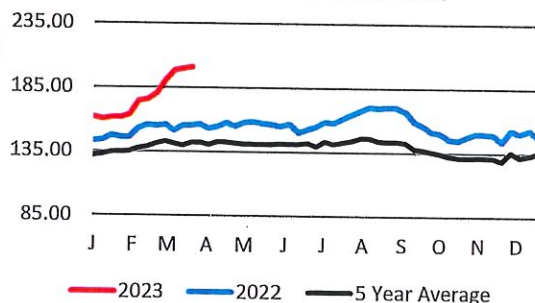
[View Latest Grain Report](#)

GRAINS	<u>This Week</u>	<u>Prior Week</u>	<u>Last Year</u>
Corn	6.20-6.76	6.09-6.70	6.34-7.68
Soybeans	13.60-15.28	14.17-15.37	15.88-17.41
Red Winter Wheat	5.93-6.94	6.15-7.05	9.75-10.49

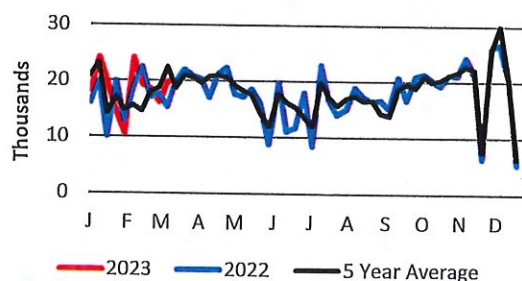
WEEKLY 400-600 LB FEEDER STEER M&L 1-2 WEIGHTED AVERAGE PRICE (\$/CWT)



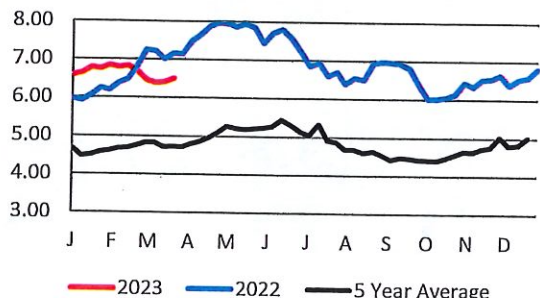
WEEKLY 400-600 LB FEEDER HEIFER M&L 1-2 WEIGHTED AVERAGE PRICE (\$/CWT)



WEEKLY KENTUCKY CATTLE AUCTION RECEIPTS



WEEKLY KENTUCKY CORN BID AVERAGE PRICE (\$/CWT)



USDA-KY Livestock, Poultry & Grain Market News

Frankfort, KY

Levi Geyer, OIC 502-782-4139

Email: Levi.Geyer@usda.gov

[USDA Livestock, Poultry, and Grain Market News](#)



Email us with accessibility issues with this report.

Livestock Weighted Average Report for 3/27/2023 - Final

SPECIAL GRADED SALE

	This Week	Last Reported 3/13/2023	Last Year
Total Receipts:	635	540	340
Feeder Sheep/Lambs:	115(18.1%)	50(9.3%)	42(12.4%)
Slaughter Sheep/Lambs:	396(62.4%)	396(73.3%)	186(54.7%)
Feeder Goats:	14(2.2%)	22(4.1%)	30(8.8%)
Slaughter Goats:	110(17.3%)	72(13.3%)	82(24.1%)

Special Note: lambs across all weight classes sold steady to unchanged, demand was good. goat kids also steady to unchanged with good demand. 743 head received, 635 animals on the grade.

Supply included: 18% Feeder Sheep/Lambs (7% Lambs, 93% Hair Lambs); 62% Slaughter Sheep/Lambs (25% Woolled, 54% Hair Breeds, 9% Ewes, 9% Hair Ewes, 1% Bucks, 2% Hair Bucks); 2% Feeder Goats (100% Kids); 17% Slaughter Goats (75% Kids, 12% Nannies/Does, 4% Bucks/Billies, 5% Wethers, 4% Wether Kids).

FEEDER SHEEP/LAMBS

LAMBS - Medium and Large 1-2 (Per Cwt / Actual Wt)

Head	Wt Range	Avg Wt	Price Range	Avg Price
8	32	32	240.00	240.00

HAIR LAMBS - Medium and Large 1-2 (Per Cwt / Actual Wt)

Head	Wt Range	Avg Wt	Price Range	Avg Price
45	24	24	240.00	240.00
62	37	37	260.00	260.00

SLAUGHTER SHEEP/LAMBS

WOOLED - Choice and Prime 1-2 (Per Cwt / Actual Wt)

Head	Wt Range	Avg Wt	Price Range	Avg Price	Dressing
27	56-59	58	275.00-295.00	290.01	Average
24	71-78	77	265.00-267.50	267.11	Average
6	97	97	235.00	235.00	Average
1	125	125	142.50	142.50	Average

WOOLED - Choice 2 (Per Cwt / Actual Wt)

Head	Wt Range	Avg Wt	Price Range	Avg Price	Dressing
9	63	63	275.00	275.00	Average
14	71	71	272.50	272.50	Average
4	90	90	157.50	157.50	Average



Email us with accessibility issues with this report.

3	123	123	137.50	137.50	Average
---	-----	-----	--------	--------	---------

WOOLED - Good and Choice 2 (Per Cwt / Actual Wt)

<u>Head</u>	<u>Wt Range</u>	<u>Avg Wt</u>	<u>Price Range</u>	<u>Avg Price</u>	<u>Dressing</u>
6	56	56	260.00	260.00	Average

WOOLED - Good and Choice 2-3 (Per Cwt / Actual Wt)

<u>Head</u>	<u>Wt Range</u>	<u>Avg Wt</u>	<u>Price Range</u>	<u>Avg Price</u>	<u>Dressing</u>
4	54	54	265.00	265.00	Average

HAIR BREEDS - Choice and Prime 1-2 (Per Cwt / Actual Wt)

<u>Head</u>	<u>Wt Range</u>	<u>Avg Wt</u>	<u>Price Range</u>	<u>Avg Price</u>	<u>Dressing</u>
35	56	56	282.50	282.50	Average
40	67	67	282.50	282.50	Average

HAIR BREEDS - Choice 2 (Per Cwt / Actual Wt)

<u>Head</u>	<u>Wt Range</u>	<u>Avg Wt</u>	<u>Price Range</u>	<u>Avg Price</u>	<u>Dressing</u>
68	52	52	275.00	275.00	Average
22	66	66	260.00	260.00	Average
10	84	84	150.00	150.00	Average
1	130	130	170.00	170.00	Average

HAIR BREEDS - Good and Choice 2 (Per Cwt / Actual Wt)

<u>Head</u>	<u>Wt Range</u>	<u>Avg Wt</u>	<u>Price Range</u>	<u>Avg Price</u>	<u>Dressing</u>
17	49	49	260.00	260.00	Average

HAIR BREEDS - Good and Choice 2-3 (Per Cwt / Actual Wt)

<u>Head</u>	<u>Wt Range</u>	<u>Avg Wt</u>	<u>Price Range</u>	<u>Avg Price</u>	<u>Dressing</u>
12	66	66	150.00	150.00	Average
10	78	78	200.00	200.00	Average

EWES - Choice 2 (Per Cwt / Actual Wt)

<u>Head</u>	<u>Wt Range</u>	<u>Avg Wt</u>	<u>Price Range</u>	<u>Avg Price</u>	<u>Dressing</u>
19	142	142	115.00	115.00	Average
3	160	160	127.50	127.50	Average

EWES - Good and Choice 2-3 (Per Cwt / Actual Wt)

<u>Head</u>	<u>Wt Range</u>	<u>Avg Wt</u>	<u>Price Range</u>	<u>Avg Price</u>	<u>Dressing</u>
10	83	83	90.00	90.00	Average
2	125-130	128	85.00-100.00	92.35	Average

EWES - Good and Choice 3 (Per Cwt / Actual Wt)



Email us with accessibility issues with this report.

<u>Head</u>	<u>Wt Range</u>	<u>Avg Wt</u>	<u>Price Range</u>	<u>Avg Price</u>	<u>Dressing</u>
1	120	120	60.00	60.00	Average

HAIR EWES - Choice 2 (Per Cwt / Actual Wt)

<u>Head</u>	<u>Wt Range</u>	<u>Avg Wt</u>	<u>Price Range</u>	<u>Avg Price</u>	<u>Dressing</u>
14	108	108	115.00	115.00	Average
9	155	155	115.00	115.00	Average

HAIR EWES - Good 3 (Per Cwt / Actual Wt)

<u>Head</u>	<u>Wt Range</u>	<u>Avg Wt</u>	<u>Price Range</u>	<u>Avg Price</u>	<u>Dressing</u>
13	93	93	75.00	75.00	Average

BUCKS - 2 (Per Cwt / Actual Wt)

<u>Head</u>	<u>Wt Range</u>	<u>Avg Wt</u>	<u>Price Range</u>	<u>Avg Price</u>	<u>Dressing</u>
1	145	145	127.50	127.50	Average
4	288	288	95.00	95.00	Average

HAIR BUCKS - 2 (Per Cwt / Actual Wt)

<u>Head</u>	<u>Wt Range</u>	<u>Avg Wt</u>	<u>Price Range</u>	<u>Avg Price</u>	<u>Dressing</u>
3	73	73	127.50	127.50	Average Yearlings
2	115-120	118	117.50-155.00	135.85	Average
2	155-195	175	112.50-135.00	122.46	Average

FEEDER GOATS

KIDS - Selection 2 (Per Cwt / Actual Wt)

<u>Head</u>	<u>Wt Range</u>	<u>Avg Wt</u>	<u>Price Range</u>	<u>Avg Price</u>	
2	23	23	280.00	280.00	
8	38	38	255.00	255.00	
4	41	41	287.50	287.50	Pygmies

SLAUGHTER GOATS

KIDS - Selection 1-2 (Per Cwt / Actual Wt)

<u>Head</u>	<u>Wt Range</u>	<u>Avg Wt</u>	<u>Price Range</u>	<u>Avg Price</u>	<u>Dressing</u>
2	48	48	400.00	400.00	Average
2	50	50	400.00	400.00	Average
43	60-66	62	350.00-392.50	376.74	Average
3	98	98	245.00	245.00	Average

KIDS - Selection 2 (Per Cwt / Actual Wt)

<u>Head</u>	<u>Wt Range</u>	<u>Avg Wt</u>	<u>Price Range</u>	<u>Avg Price</u>	<u>Dressing</u>
11	37	37	177.50	177.50	Average Pygmies
2	48	48	390.00	390.00	Average



Email us with accessibility issues with this report.

6	52	52	305.00	305.00	Average
2	68	68	320.00	320.00	Average
1	80	80	172.50	172.50	Average

KIDS - Selection 2-3 (Per Cwt / Actual Wt)

<u>Head</u>	<u>Wt Range</u>	<u>Avg Wt</u>	<u>Price Range</u>	<u>Avg Price</u>	<u>Dressing</u>
11	45-49	49	195.00-300.00	269.19	Average

NANNIES/DOES - Selection 1-2 (Per Cwt / Actual Wt)

<u>Head</u>	<u>Wt Range</u>	<u>Avg Wt</u>	<u>Price Range</u>	<u>Avg Price</u>	<u>Dressing</u>
3	85	85	200.00	200.00	Average

NANNIES/DOES - Selection 2 (Per Cwt / Actual Wt)

<u>Head</u>	<u>Wt Range</u>	<u>Avg Wt</u>	<u>Price Range</u>	<u>Avg Price</u>	<u>Dressing</u>
1	60	60	125.00	125.00	Average
7	79	79	120.00	120.00	Average
2	100-120	110	155.00-215.00	182.27	Average

BUCKS/BILLIES - Selection 2 (Per Cwt / Actual Wt)

<u>Head</u>	<u>Wt Range</u>	<u>Avg Wt</u>	<u>Price Range</u>	<u>Avg Price</u>	<u>Dressing</u>
1	80	80	200.00	200.00	Average
3	135-140	137	180.00-190.00	183.41	Average

WETHERS - Selection 2 (Per Cwt / Actual Wt)

<u>Head</u>	<u>Wt Range</u>	<u>Avg Wt</u>	<u>Price Range</u>	<u>Avg Price</u>	<u>Dressing</u>
1	45	45	190.00	190.00	Average Pygmies
2	58	58	210.00	210.00	Average Pygmies
3	77	77	235.00	235.00	Average

WETHER KIDS - Selection 2 (Per Cwt / Actual Wt)

<u>Head</u>	<u>Wt Range</u>	<u>Avg Wt</u>	<u>Price Range</u>	<u>Avg Price</u>	<u>Dressing</u>
4	69	69	245.00	245.00	Average

Please Note:

The above USDA LPGMN price report is reflective of the majority of classes and grades of livestock offered for sale. There may be instances where some sales do not fit within reporting guidelines and therefore will not be included in the report. Prices are reported on an FOB basis, unless otherwise noted.

April is Goat Month!

As of 2022, Kentucky had 60,000 head of goats and 6,000 goat producers!

Across the world, farmers use goats to combat noxious weeds on their property, promote healthy forests, and prevent wildfires.





Vegetable gardener's calendar for Central Kentucky

I: Start seeds indoors **M:** Move transplants to garden **O:** Start seeds outdoors

Jan. 25	I	Onions
Feb. 11	I	Brussels sprouts
 Feb. 25	I	Broccoli, cabbage, cauliflower, kohlrabi, lettuce, Chinese cabbage
Mar. 11	O	Spinach, mustard, beets, peas, edible podded peas
Mar. 25	M	Cabbage, kohlrabi
	O	Asparagus and rhubarb (crowns), beets, carrots, collards, kale, mustard, spinach, peas, edible podded peas, early potato seed pieces, radishes, turnips, green onions, onion sets, endive
	I	Peppers, tomatoes, eggplant, sweet potato slips. Dig and divide any 4-year-old rhubarb plants. Fertilize asparagus and rhubarb with 1 lb 5-10-10 per 100 sq ft.
April 11	M	Broccoli, cauliflower, collards, lettuce, Chinese cabbage, Swiss chard, onions from seeds
	O	Mustard, spinach, radishes, lettuce, Swiss chard
April 15	I	Muskmelons, watermelons, squash
	O	Sweet corn, beets, carrots, mustard, spinach, radishes, lettuce
May 11	O	Sweet corn, mustard, radishes, lettuce
May 17	O	Green beans, lima beans
	M	Tomatoes, muskmelons, watermelons, squash
June 11	O	Sweet corn
	M	Sweet potatoes
June 25	O	Sweet corn, late potatoes, summer squash, bush beans, lettuce, parsnips, beets, carrots
July 11	O	Sweet corn (early maturing variety), carrots, beets
July 20	O	Sow seeds of fall cole crops in a nursery area
July 25	O	Sweet corn (early maturing variety), kale, mustard, turnips, summer squash
Aug. 11	M	Transplant fall cole crops to permanent location between now and Aug. 15
	O	Peas, edible podded peas, bush beans, radishes, beets, mustard. Divide old rhubarb or plant crowns if not done in spring.
Aug. 25	O	Radishes, spinach, turnips, turnip greens, beets, mustard, lettuce, endive
Sept. 11	O	Radishes, spinach, mustard
Sept. 25	O	Radishes, mustard, turnips, turnip greens
Oct. 11	O	Radishes
Oct. 25	O	Sow sets of Egyptian tree or multiplier onions. Harvest carrots before heavy freeze.
Nov. 11	O	Dig parsnips and store at 32-40°F, or mulch parsnips heavily in the ground

Flood Safety For Kids

Can You Find All The Words?

U J L D W T A W N S L D A K D
 P E V A C T L Q H I O E D H N
 K V T D N B G T H O A A V R U
 D C K L R B B X L N Q R I W O
 H B G H I B Q F E P S P S M R
 C Z A D R G H O E K T J O Z G
 K J D I K S F S J M B S R D R
 Y A E P A G N I N R A W Y O E
 T E R L R I V E R G C G Z O H
 O C F C W E K M S B A C X L G
 M N H H R K P G F P L A N F I
 H T F J W E G A H Q E R X Y H
 C N E D T B E A R T N X J R C
 K K A P J Y A K G E I Z B O G
 B T N O Y R P J D B T D I L S

Word Bank

Flood	Flash Flood	Creek
Watch	Warning	Advisory
Prepare	Plan	Higher Ground
River	Rain	TADD (Turn Around Don't Drown)

Flooding can happen many ways:

1. When rain continues to fall for several days
2. When very heavy/intense rain falls over a short period of time
3. When an ice or debris jam causes a river or stream to overflow into the surrounding area
4. If a levee or dam fails
5. If heavy snows melt faster than the soil can absorb it and the streams and rivers can carry it away
6. Storm Surge (Caused by hurricanes on the coast)

BEFORE A FLOOD:

- ✓ **Have a Communication Plan...** Whether it is having a specific person identified to contact for status updates, or a safe location to meet up with family members, having a plan in place will give you peace of mind if disaster does strike.
- ✓ **Assemble an Emergency Kit...** It is good practice to have enough food, water and supplies on hand at all times to last you and your family members at least 3 days in the case of an emergency. You should also have blankets, a light source, first aid kit, rubber boots, rubber gloves, and a battery-powered NOAA Weather Radio.
- ✓ **Know Your Risk...** Is your home or school in a floodplain? Where is water likely to collect on the roads you most often travel? What is the fastest way to get to higher ground? Knowing the answers to these questions ahead of time can save your life.



University of Kentucky
 College of Agriculture,
 Food and Environment
 Cooperative Extension Service

WORD MATCH!

Can you draw a line to place the threat level with the correct definition?

1. Watch

A. Issued when flooding or flash flooding is imminent or occurring. **TAKE ACTION!**

2. Advisory

B. Issued when conditions are favorable for flooding. It does not mean that it will occur, but it is possible. **BE PREPARED!**

3. Warning

C. A flood/flash flood is not expected to be bad enough to issue a warning, but may cause significant inconvenience, and if you're not careful, it could lead to a situation that may threaten life or property. **BE AWARE!**

3 SIMPLE STEPS FOR FLASH FLOOD SAFETY

During a flood, water levels and the rate at which (how fast) the water is flowing can quickly change. Remain aware and monitor NOAA Weather Radio for any additional information.



weather.gov/flood

1 GET TO HIGHER GROUND

Get out of areas subject to flooding.

2 DO NOT DRIVE INTO WATER

Do NOT try to walk through or drive a horse through a flooded area! It only takes 6 inches of moving water to knock you off your feet.

3 STAY INFORMED

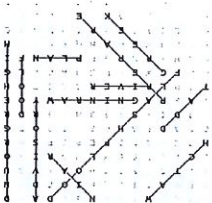
Monitor water levels. Listen to NOAA Weather Radio for additional forecast and guidance.

TRUE or FALSE


Circle the right answer

- If there is water flowing over the road it is safe to go through it. TRUE/FALSE
- Each year, more deaths occur due to flooding than any other thunderstorm-related hazard. TRUE/FALSE
- Flooding can happen in all parts of the country, all year long. TRUE/FALSE
- If flooding is ongoing, you want to head for lower ground. TRUE/FALSE

Answer Key:



Word Match
 1- False
 2- True
 3- True
 4- False
 3-A



Pike County, KY
 Picture Credit: Johnny Ray Feltner

Tornado Safety

For Rural Communities

Each year, the United States experiences an average of 1,200 tornadoes. Many strike rural areas and cause little damage, and most have paths well under one mile in length and winds under 100 mph. However, a few tornadoes can become large and violent, with wind speeds approaching 300 mph, tracking tens of miles and leaving swaths of destruction and death.

In Kentucky, tornadoes have occurred during every month of the year and at every hour of the day. However, they occur most frequently from March through June and typically between 3 and 10 PM. Nighttime tornadoes are often more dangerous as they are harder to see and most people are sleeping.



When tornado warnings are issued from the National Weather Service, NOAA Weather Radios relay these warnings to Kentucky's population. Some communities relay weather information via additional methods, such as sirens. Contact your community leaders, local emergency manager, and/or cooperative extension office to find out what methods are available in your community.

Tornado Watch (PREPARE): A Tornado Watch is issued by the National Weather Service when conditions will be favorable for the development of tornadoes. (Can be a large region, usually issued hours in advance)

Tornado Warning (TAKE ACTION): A Tornado Warning is issued by the National Weather Service when a tornado is likely to develop, or someone has observed a tornado ongoing. (Small scale, issued minutes in advance).

The Signs of a Tornado

Besides a visible, rotating funnel in contact with the ground, watch and listen for:

1. Loud, continuous roar or rumble, which doesn't fade in a few seconds like thunder.
2. Strong, persistent rotation in the cloud base, often with a dark, greenish sky.
3. Whirling dust or debris on the ground under a cloud base — tornadoes sometimes have no visible funnel, even though they are still in contact with the ground!
4. Hail or heavy rain followed by a dead calm and/or fast, intense wind shift. Many tornadoes are wrapped in precipitation and cannot be seen.
5. At night — persistent lowering from the cloud base, illuminated or silhouetted by lightning and possibly in contact with the ground. Small, bright blue-green to white flashes at ground level near a thunderstorm are an indicator that power lines are being snapped by very strong wind, possibly a tornado.



Tornado Safety

For Rural Communities

BEFORE A TORNADO:

- ✓ **BE WEATHER READY...** Tornadoes can occur at any time of the day and year. See reverse side for more information.
- ✓ **CREATE A PLAN...** Have a family plan that includes an emergency meeting place and shelter space. The best shelter is a basement, storm cellar, or other interior room on the lowest floor with no windows.
- ✓ **PRACTICE A PLAN...** Consider practicing what you will do if a tornado approaches. Ensure that every family member knows where to take shelter during a tornado.
- ✓ **CREATE A SAFETY KIT...** Make sure you have items ready to go in case you find yourself in an emergency. Some items could include shoes, flashlight, batteries, water, whistle, telephone numbers for authorities, copies of identification and other important documents.
- ✓ **PREPARE YOUR HOME...** Reinforcing your shelter space could increase the survivability during a tornado. For additional information, contact your local emergency management or cooperative extension office.
- ✓ **HELP YOUR NEIGHBOR...** Encourage your extended family and neighbors to prepare for the possibility of tornadoes.

DURING A TORNADO:

- ✓ **AT YOUR HOUSE...** If you see or hear a tornado, immediately go to your basement, storm shelter, or interior room away from windows. Under a sturdy table or work bench is ideal. Know where very heavy objects rest on the floor above (pianos, chests, etc.) and do not go under them. They may fall through a weakened floor. If no basement, go to the lowest floor, small interior room, under a stairwell, or interior hallway with no windows. Don't forget pets if time allows. Keep your head protected! Cover our head with hands, arms, mattress, or heavy blanket.

- ✓ **AT YOUR WORKPLACE OR SCHOOL...** Proceed to a small interior location away from outside doors and glass windows. Cover your head.
- ✓ **AT CHURCH...** If possible, move quickly to an interior room away from windows. If not possible, get under seats or pews and protect head with arms and hands.
- ✓ **IN AN OUTBUILDING OR TEMPORARY SHELTER...** Seek shelter inside a sturdy building away from windows and doors. Poorly constructed buildings can be torn to pieces and become wind-driven projectiles. A buggy is not a safe shelter!
- ✓ **OUTSIDE WITHOUT NEARBY SHELTER...** Get as low as possible, such as a ditch or ravine, lie flat face down to avoid flying debris, and protect the back of head with your arms.

AFTER A TORNADO:

- ✓ **STAY AWARE...** If the weather is still threatening, remain vigilant for additional storms. The next round of storms could bring another tornado or heavy rains/flooding. If able, continue listening for additional alerts and warnings.
- ✓ **ENSURE YOUR FAMILY'S SAFETY...** Locate each family member and check for injuries. Carefully administer or seek medical assistance as appropriate.
- ✓ **HELP YOUR NEIGHBOR...** If you see someone who is trapped or injured, provide assistance or seek additional help if needed.
- ✓ **ASSESS THE DAMAGE...** After the tornado threat has ended, check for property damage. Be careful when walking through storm damage and watch for broken glass, nails, and other sharp objects. Be especially careful in heavily damaged buildings which could collapse. Stay away from downed power lines; they can be an electrocution hazard. Call authorities.



TORNADO SAFETY
FOR YOU AND YOUR FAMILY

Page 2



University of Kentucky
College of Agriculture,
Food and Environment
Cooperative Extension Service